

Wildfire and Disaster Response and Recovery

Joe Schiavone

Deputy Director – Water & Sewer Operations

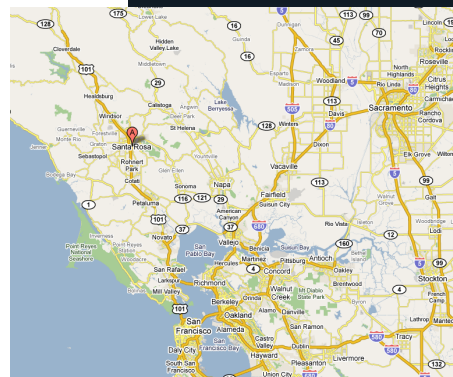
Incident Commander - Santa Rosa Water
Department Operations Center

Disaster Assistance Team – Infrastructure

1

Santa Rosa Water

- Provide water and sewer service to 175k customers in Santa Rosa
- Provide regional wastewater treatment for 250,000 customers
- Maintain over 1,200 miles of water and sewer mains
- Storm Water and Flood Control
- Staff of 250

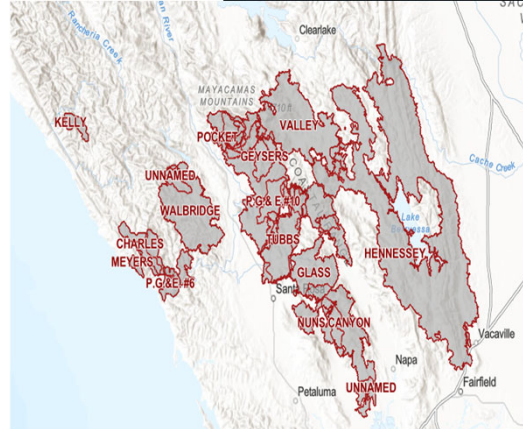


2

2


Local Disasters

- **Tubbs Fire**
 - Most destructive fire in California history in 2017
 - 36,000 Acres Burned
 - 5612 Structures Lost
 - \$14.5 Billion in Losses
- **Kincadee**
 - Largest Evacuation – 190,000 People
 - 77,758 Acres
- **Glass**
 - Emergency Response During Pandemic
 - 1,500 Structures Lost



3

Tubbs Fire



4

Similar Disasters

- **Camp Fire (2018)**
 - Deadliest Fire in California History
- **Oregon Fires**
 - Labor Day – 4000 Structures
- **Tahoe Caldor Fire**
 - 1,005 Structures
- **Marshall Fire**
- **Maui Fire**
 - 102 Deaths
 - 2,200 Structures
- **Los Angeles Fires**
 - Eaton
 - Altadena
 - Palisades



5

Emergency Response



6

Fire Response – Key Lessons Learned

- Access
- Communication
- Response Plan
- Fatigue
- Internal Assignments
- Mutual Aid
- Cal-Warn
- Temporary Equipment Sourcing



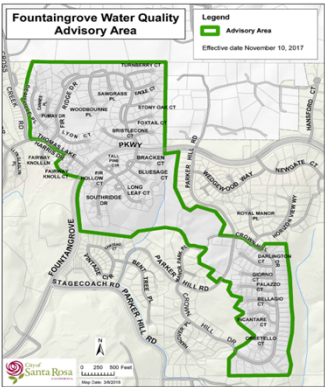
7



8



Damaged Infrastructure



Unexpected Damage



Unexpected Damage



11

11

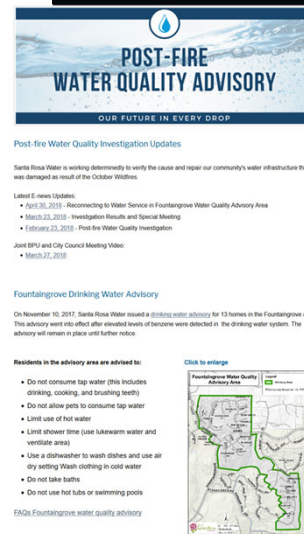
Debris Removal Mission



12

The Recovery

- COOP
- Debris Cleanup
- Rebuild Coordination
- Rebuild Damaged Infrastructure
- Managing Project Funding
- Expectations



13

Rebuilding with FEMA Assistance



14

Questions?



15